

3130mm Double Panel Slider



The widest glass door available in the WA residential market

Improve the look and feel of your connecting spaces from living to outdoor.

Commercial durability and design allow for fewer frames in a wider space (up to 3130mm wide).

Peace of mind - fully compliant and independently tested.

Features

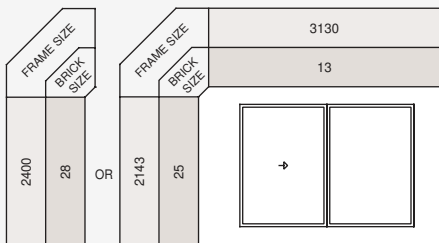
- Mortice-lock
- Anti-lift device
- Grade A safety glass
- Making glass visible opaque band to Australian standards
- Fly door track integral to frame
- Keyed - alike to other Affinity products
- Track cover and infill trims
- High quality powdercoat finish
- Popular colour range

Options

- Heavy duty rollers
- Extruded fly door frames
- Colonial bars
- Compatible security products
- Double brick and face fit frames
- Compatible with other glass options including energy efficient glass and acoustic laminated glass
- Sill enhancer
- Heavy duty components suitable for high wind-load areas
- Protection tape
- Sill protection during construction
- Special colours on request

Applications

- Residential construction
- Multi-unit developments
- Low-rise apartments
- Transportables
- Park homes
- Renovations






AFFINITY - PERTH OFFICE

Telephone: (08) 9334 4600
Email: sales@affinitywindows.com.au

AFFINITY - SOUTH WEST OFFICE

Telephone: (08) 9726 2048
Email: bunbury@bgc.com.au

FOLLOW US

-  AffinityWindows
-  affinity_windows
-  Affinity Windows

affinitywindows.com.au

